

Barbie[™]
as
The Island
Princess



ACTIVISION

⚠ WARNING: PHOTOSENSITIVITY/EPILEPSY/SEIZURES

READ BEFORE USING YOUR PLAYSTATION®2 COMPUTER ENTERTAINMENT SYSTEM.

A very small percentage of individuals may experience epileptic seizures or blackouts when exposed to certain light patterns or flashing lights. Exposure to certain patterns or backgrounds on a television screen or when playing video games may trigger epileptic seizures or blackouts in these individuals. These conditions may trigger previously undetected epileptic symptoms or seizures in persons who have no history of prior seizures or epilepsy. If you, or anyone in your family, has an epileptic condition or has had seizures of any kind, consult your physician before playing. IMMEDIATELY DISCONTINUE use and consult your physician before resuming gameplay if you or your child experience any of the following health problems or symptoms:

- dizziness
- altered vision
- eye or muscle twitches
- loss of awareness
- disorientation
- seizures
- any involuntary movement or convulsion

RESUME GAMEPLAY ONLY ON APPROVAL OF YOUR PHYSICIAN.

Use and handling of video games to reduce the likelihood of a seizure

- Use in a well-lit area and keep as far away as possible from the television screen.
 - Avoid large screen televisions. Use the smallest television screen available.
 - Avoid prolonged use of the PlayStation 2 system.
Take a 15-minute break during each hour of play.
 - Avoid playing when you are tired or need sleep.
-

Stop using the system immediately if you experience any of the following symptoms: lightheadedness, nausea, or a sensation similar to motion sickness; discomfort or pain in the eyes, ears, hands, arms, or any other part of the body. If the condition persists, consult a doctor.

WARNING TO OWNERS OF PROJECTION TELEVISIONS:

Do not connect your PlayStation 2 system to a projection TV without first consulting the user manual for your projection TV, unless it is of the LCD type. Otherwise, it may permanently damage your TV screen.

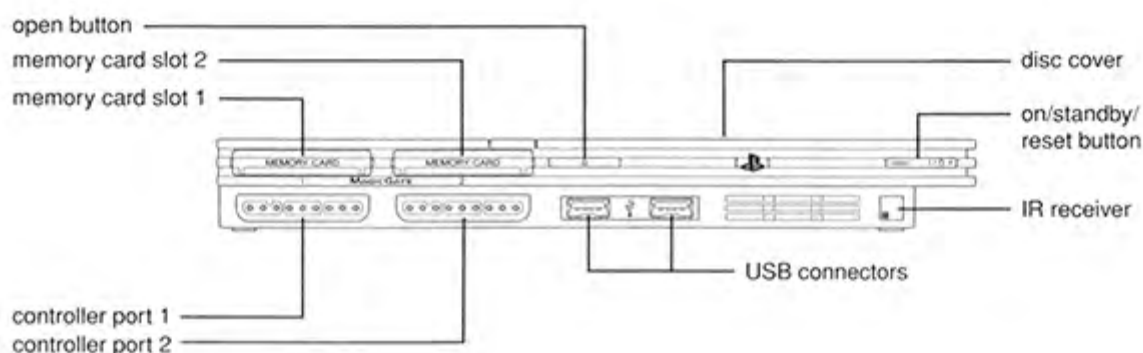
HANDLING YOUR PLAYSTATION 2 FORMAT DISC:

- This disc is intended for use only with PlayStation 2 consoles with the NTSC U/C designation.
- Do not bend it, crush it or submerge it in liquids.
- Do not leave it in direct sunlight or near a radiator or other source of heat.
- Be sure to take an occasional rest break during extended play.
- Keep this compact disc clean. Always hold the disc by the edges and keep it in its protective case when not in use. Clean the disc with a lint-free, soft, dry cloth, wiping in straight lines from center to outer edge. Never use solvents or abrasive cleaners.

Table of Contents

Getting Started	2
Starting Up.....	3
Game Controls.....	3
General Mini Game Controls	3
Welcome to Barbie™ as the Island Princess!	4
Starting a New Game	4
Loading a Saved Game	4
The Main Menu	4
Single Player.....	4
Multiplayer	4
The Dressing Room	4
Controls	4
Extras.....	5
Options.....	5
The Pause Menu	5
Playing the Games.....	5
Deserted Island Location	5
Royal Ship Location	6
Harbor Village Location	6
Apollonian Castle Location	7
Royal Greenhouse Location	7
Hints and Tips.....	8
Customer Support	8
Software Licence Agreement.....	9

Getting Started



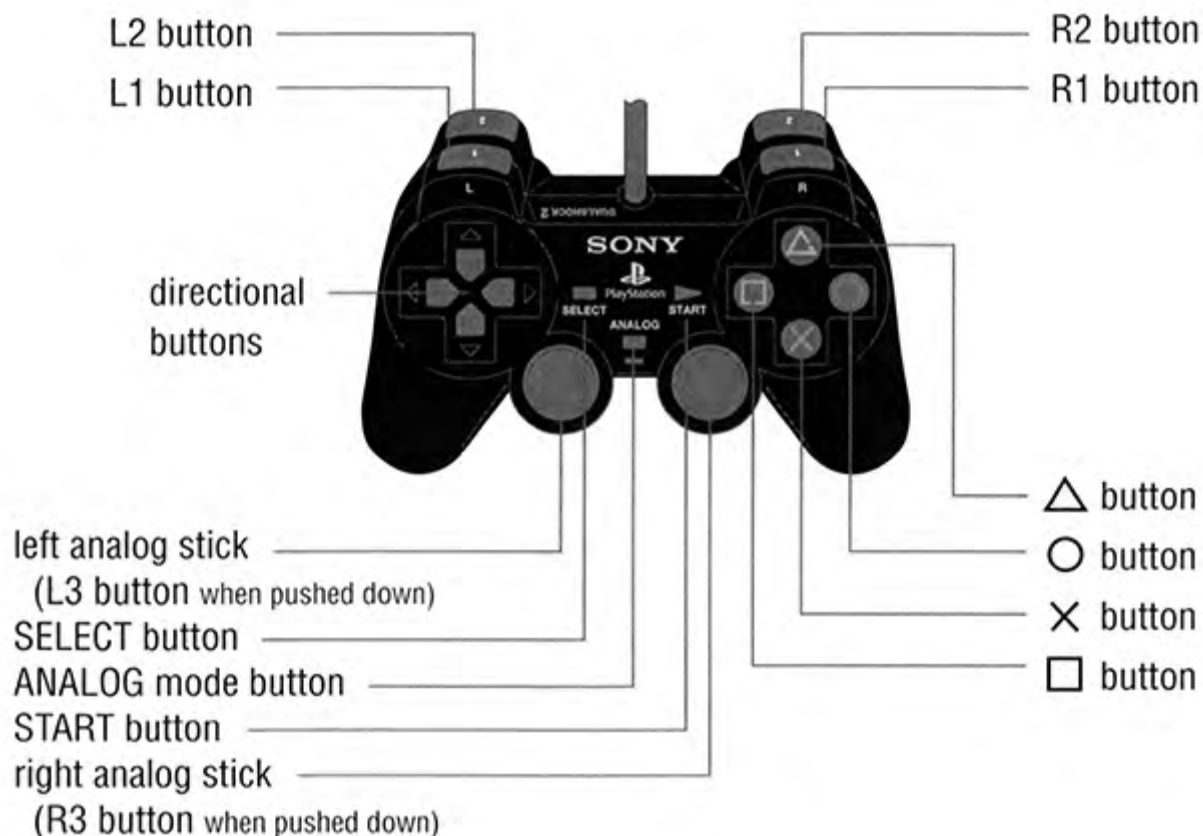
Set up your PlayStation[®]2 computer entertainment system according to the instructions supplied with your system. Check that the system is turned on (the on/standby indicator is green). Insert the Barbie[™] as The Island Princess disc in the system with the label side facing up. Attach game controllers and other peripherals as appropriate. Follow the on-screen instructions and refer to this manual for information on using the software.

Memory Card (8MB)(for PlayStation[®]2)

To save game settings and progress, insert a memory card (8MB)(for PlayStation[®]2) into MEMORY CARD slot 1 of your PlayStation[®]2 system. You can load saved game data from the same memory card or any memory card (8MB)(for PlayStation[®]2) containing previously saved games.

Starting Up






DUALSHOCK[®]2 ANALOG CONTROLLER CONFIGURATIONS



Game Controls

In Barbie™ as the Island Princess, each mini-game has specific controls. Read the instructions on each Mini-Game Loading Screen carefully, and listen to the instructions by Barbie™ and Azul™.

General Mini-Game Controls

L1	Run / Sew
R1	Run / Sew
directional buttons / left analog stick	Move Character or Object
	Pause / Access Menu
	Additional Action
	Additional Action
	Primary Action
	Secondary Action

Barbie[™] as The Island Princess

Welcome to Barbie[™] as the Island Princess!

Hi, and welcome to Barbie[™] as the Island Princess! Come play with Barbie[™] and her family of lovable animals as they meet Prince Antonio[™], travel to the kingdom of Apollonia, and discover her real identity. There's plenty to do and lots of things to see. So come on, let's have some fun! You never know what you'll find here – just beware of the crocodiles...



Starting a New Game



Okay, let's go! The first time you play the game, follow the on-screen instructions to create your Profile. Making a profile will let you save your progress and your high scores, so it's a really good idea.

As you play, your profile will be saved automatically after each mini-game so that you can pick up where you left off the next time you play! As you complete different mini-games, you can go back at any time and replay them – just for fun and as many times as you like!

Just enter a profile name using the keyboard and we can begin the adventure!

Loading a Saved Game

If you've played the game before, highlight your profile name in the list, and press **X** to load the game.

The Main Menu

You're going to start your game on the Main Menu. You can play Barbie[™] as the Island Princess on your own by selecting Single Player, or you can play with a friend in Multiplayer.

Throughout the game you'll unlock special items for dressing up Barbie[™] in the Dressing Room. You can also see unlocked bonus items from the Barbie[™] as the Island Princess movie by selecting Extras.



Single Player

When you play in Single Player mode, you'll be helping Barbie[™] along on her Island Adventure. Play through each game to unlock special rewards and the next part of the story.

There are games to play in 5 different locations – some of them might look familiar! You can play on the Deserted Island, Royal Ship, Harbor Village, Apollonian Castle, and Royal Greenhouse.

In order to move from one location to the next, you have to get enough Island Roses. You earn Island Roses by playing each game. The higher your score, the more Island Roses you earn.

Multiplayer

You can also play all of the games with a friend. Just select Multiplayer on the main menu and select a game to play! In Multiplayer mode, you and your friend will play as Barbie[™], Prince Antonio[™], Azul[™], Tika[™], Sagi[™], Tallulah[™], and Princess Luciana[™].

Some games are cooperative. That means you have to work together to get a high score. Some games are competitive. Just do your best and earn as many Island Roses as you can. It's all about having fun!

The Dressing Room

In the Dressing Room you can dress Barbie[™] up in different outfits and accessories. You can unlock more items by completing different mini-games, especially if you get good scores, so practice, practice, practice!



Controls

- Scroll through Menus = Move the left analog stick or press the directional buttons.
- Select an Item = Press **X**.
- Return to Previous Menu = Press **△**.

Barbie^{as} The Island Princess

Extras

In the Extras you can see your unlocked bonus items – songs from the Barbie™ as the Island Princess movie. You can also watch the Barbie™ as the Island Princess movie trailer.

Options

Select this option to change the game settings. Press the directional buttons or use the left analog stick to highlight the option you want to change. Then press left or right on the directional buttons or use the left analog stick to adjust the settings.

- Sound Option – Adjust the volume of sound effects and voices.
- Music Option – Adjust the volume of the music.
- Vibration – Turn the controller vibration on or off.
- AutoSave – Turn the AutoSave function on or off.
- Widescreen – Turn Widescreen on or off.
- Credits – See a list of all the people who worked on the game.

The Pause Menu

You can pause the game at any time by pressing . A menu will be displayed with the following options:

- Resume – Return to the current game.
- Restart – Restart the current game.
- Quit – Quit the current game and return to the location menu.

Playing the Games

Deserted Island Location

Pearl Plunge

Swing the baskets left, right, up, and down to collect treasures. Watch out for fish and crabs! Try to get more points than the other player.

Controls

- Move = Move the left analog stick or press the directional buttons.

Coco Catch

Work with the other player to move the birds left and right to bounce fruit into the basket.

Controls

- Move = Move the left analog stick or press the directional buttons.

Bunch of Bananas

Run as fast as you can to throw the javelin. Move it left, right, up, and down to knock down bananas. You need to keep the javelin up in the air; but you don't need to move it a lot to hit the bananas. Make small movements! Try to get more points than the other player.

Controls

- Run = Alternate by pressing **L1** and **R1**.
- Aim the javelin = Move the left analog stick or press the directional buttons.

Barbie^{as} The Island Princess

Flower Power

Move your swing left, right, up, and down to pick flowers. Try to get more points than the other player.

Controls

- Move = Move the left analog stick or press the directional buttons.
- Pick the flowers = Press **X**.

River Rock Hop

Move left, right, up, and down to collect fruit. Watch out for sinking rocks! Try to get more points than the other player.

Controls

- Move = Move the left analog stick or press the directional buttons.

Crocodile Rescue

Work with the other player to throw rocks to knock down the fruit and feed the hungry crocodiles.

Controls

- Aim = Move the left analog stick or press the directional buttons.
- Build Power = Press and hold **X**.
- Throw = Release **X**.

Royal Ship Location

Star Gazing

Connect the stars in the right order to complete the constellations. Try to get more points than the other player.

Controls

- Choose a Star = Press **X**, **O**, **A**, or **□**.

Ringin' Bells

Ring the bells in the same order as Rosella™ and her friends.

Controls

Single Player – Ring all the bells

- Ring a Bell = Press **X**, **O**, **A**, or **□**.

Multiplayer – Ring the bells together

- Player 1 Ring a Bell = Press **X** or **O**.

- Player 2 Ring a Bell = Press **A** or **□**.

Bebop Bubbles

Move left and right to bounce bubbles. Bounce them five times in a row for bonus points! Try to get more points than the other player.

Controls

- Move = Move the left analog stick or press the directional buttons.

Island Tales

Trace the shapes to help Prince Antonio™ learn the animal language. Try to get more points than the other player.

Controls

- Trace = Press and hold **X** while moving the left analog stick or pressing the directional buttons.

Galley Grab

Grab fruit and place it in the correct barrel on the ship. Watch out for birds! Try to get more points than the other player.

Controls

- Move = Move the left analog stick or press the directional buttons.
- To drop the fruit in the barrel = Press **X**.
- Shoo the Birds = Press **A**.

Harbor Village Location

Treasure of the Deep

Work with the other player to move left and right along the track to collect as many jewels as you can. Toss away seaweed and crabs!

Controls

- Move = Move the left analog stick or press the directional buttons.
- Collect Jewels = Press **X**.
- Toss Seaweed and Crabs = Press **A**.

Rock Skip

Skip your rock at the right time to keep it going. See who can skip the furthest! Try to get more points than the other player.

Barbie as The Island Princess

Controls

- Skip the Rock = Press **X** when the meter is in the green section.

Butterfly Catch

Catch butterflies in your net and take them to the cage. Hurry before they fly away! Try to get more points than the other player.

Controls

- Move = Move the left analog stick or press the directional buttons.
- Catch Butterflies = Press **X**.

Dress Designers

Cut and sew fabric to make a pretty dress. Decorate it with buttons and jewels! Try to finish your dress before the other player.

Controls

- Cut = Repeatedly press **X** while moving the left analog stick or pressing the directional buttons.
- Sew = Alternate by pressing **L1** and **R1**.
- Place Buttons = Press **X** while moving the left analog stick or pressing the directional buttons.

Garden Getaway

Run through the garden as quickly as possible. Don't get stuck in the vines! Try to get to the other side before the other player.

Controls

- Move = Move the left analog stick or press the directional buttons.

Apollonian Castle Location

Tea Party

Take party guest orders and fix their plates. Deliver their food before they get impatient! Try to get more points than the other player.

Controls

- Move = Move the left analog stick or press the directional buttons.
- Take Order = Press **X**.
- Prepare Order = Press **X**.
- Drop Last Item = Press **△**.
- Deliver Order = Press **X**.

Princess Prep

Trace items for the princesses to wear to the ball. Try to get more points than the other player.

Controls

- Trace = Move the left analog stick or press the directional buttons.

Belles of the Ball

Dance to the beat of the music at the royal ball. Try to get more points than the other player.

Controls

- Dance = Press **X**, **○**, **△**, or **□** when the star is over the target.

Hedge Hijinks

Work with the other player to find your way through the maze to get to the other side. Watch out for the guards!

Controls

- Move = Move the left analog stick or press the directional buttons.

Queen's Bouquet

Collect flowers that match your Queen's bouquet and put them in her basket. Try to get more points than the other player.

Controls

- Move = Move the left analog stick or press the directional buttons.
- Pick a Flower = Press **X**.
- Drop a Flower = Press **△**.

Royal Greenhouse Location

Rose Bug

Find rose bugs by zooming in on the flowers. Catch them with your net! Try to get more points than the other player.

Controls

- Choose a Flower = Move the left analog stick or press the directional buttons.
- Zoom In = Press **X**.
- Catch a Bug = Press **X**.
- Zoom Out = Press **X**.

Barbie[®] as The Island Princess

Vine Swing

Grab the vines to swing from tree to tree. Collect as much fruit as you can! Try to get more points than the other player.


Controls

- Move = Move the left analog stick or press the directional buttons.

Night Light

Capture fireflies in your net and take them to the correct cage. Try to get more points than the other player.

Controls



- Move = Move the left analog stick or press the directional buttons.
- Catch Fireflies = Press .

Rose Tonic



Work with the other player to mix the right ingredients. Watch the fire and water levels!

Controls

Rosella™

- Open the Lid = Press .
- Close the Lid = Release .


Sagi™

- Put Wood on the Fire = Press  (multiplayer).
- Pump Water = Press  (multiplayer).

Wake Up

Work with the other player to wake up the animals with the rose tonic. Scare away the rats!

Controls

- Move / Scare Rats = Move the left analog stick or press the directional buttons.
- Wake an Animal = Press .

Lullaby Song

Guide Rosella™ and Queen Marissa™ through the correct colored notes to sing the lullaby song. Try to get more points than the other player.

Controls

- Move = Move the left analog stick or press the directional buttons.

Hints & Tips

In order to go to another location in the game, you have to earn enough Island Roses in your current location. Look for games where you have the least number of Island Roses and play them again to try for a higher score.

Customer Support

Online Support

Internet: support@activisionvalue.com or
<http://www.activisionvalue.com>

Other contact methods

Fax

(952) 918-9560, 24 hours a day

Mail

Activision Value, Customer Support
7800 Equitable Drive
Eden Prairie, MN 55344

Register your product online at
<http://register.activision.com> so we can enter you in
our monthly drawing for a fabulous Activision prize.

SOFTWARE LICENSE AGREEMENT

USE OF THIS PROGRAM IS SUBJECT TO THE SOFTWARE LICENSE TERMS SET FORTH BELOW. "PROGRAM" INCLUDES THE SOFTWARE INCLUDED WITH THIS AGREEMENT, THE ASSOCIATED MEDIA, ANY PRINTED MATERIALS, AND ANY ON-LINE OR ELECTRONIC DOCUMENTATION, AND ANY AND ALL COPIES AND DERIVATIVE WORKS OF SUCH SOFTWARE AND MATERIALS. BY OPENING THIS PACKAGE, AND/OR USING THE PROGRAM, YOU ACCEPT THE TERMS OF THIS LICENSE WITH ACTIVISION, INC. ("ACTIVISION").

LIMITED USE LICENSE. Activision grants you the non-exclusive, non-transferable, limited right and license to use one copy of this Program solely and exclusively for your personal use. All rights not specifically granted under this Agreement are reserved by Activision. This Program is licensed, not sold. Your license confers no title or ownership in this Program and should not be construed as a sale of any rights in this Program.

OWNERSHIP. All title, ownership rights and intellectual property rights in and to this Program and any and all copies thereof (including but not limited to any titles, computer code, themes, objects, characters, character names, stories, dialog, catch phrases, locations, concepts, artwork, animation, sounds, musical compositions, audio-visual effects, methods of operation, moral rights, and any related documentation, incorporated into this Program) are owned by Activision or its licensors. This Program is protected by the copyright laws of the United States, international copyright treaties and conventions and other laws. This Program contains certain licensed materials and Activision's licensors may protect their rights in the event of any violation of this Agreement.

YOU SHALL NOT:

- Exploit this Program or any of its parts commercially, including but not limited to use at a cyber cafe, computer gaming center or any other location-based site. Activision may offer a separate Site License Agreement to permit you to make this Program available for commercial use; see the contact information below.
- Sell, rent, lease, license, distribute or otherwise transfer this Program, or any copies of this Program, without the express prior written consent of Activision.
- Reverse engineer, derive source code, modify, decompile, disassemble, or create derivative works of this Program, in whole or in part.
- Remove, disable or circumvent any proprietary notices or labels contained on or within the Program.
- Hack or modify (or attempt to modify or hack) the Program, or create, develop, modify, distribute or use any software programs, in order to gain (or allow others to gain) advantage of this Program in an on-line multiplayer game setting including but not limited to local area network or any other network play or on the internet.
- Export or re-export this Program or any copy or adaptation in violation of any applicable laws or regulations.

LIMITED WARRANTY. Activision warrants to the original consumer purchaser of this Program that the recording medium on which the Program is recorded will be free from defects in material and workmanship for 90 days from the date of purchase. If the recording medium is found defective within 90 days of original purchase, Activision agrees to replace, free of charge, any product discovered to be defective within such period upon its receipt of the Product, postage paid, with proof of the date of purchase, as long as the Program is still being manufactured by Activision. In the event that the Program is no longer available, Activision retains the right to substitute a similar program of equal or greater value. This warranty is limited to the recording medium containing the Program as originally provided by Activision and is not applicable to normal wear and tear. This warranty shall not be applicable and shall be void if the defect has arisen through abuse, mistreatment, or neglect. Any implied warranties prescribed by statute are expressly limited to the 90-day period described above.

EXCEPT AS SET FORTH ABOVE, THIS WARRANTY IS IN LIEU OF ALL OTHER WARRANTIES, WHETHER ORAL OR WRITTEN, EXPRESS OR IMPLIED, INCLUDING ANY WARRANTY OF MERCHANTABILITY, FITNESS FOR A PARTICULAR PURPOSE OR NON-INFRINGEMENT, AND NO OTHER REPRESENTATIONS OR CLAIMS OF ANY KIND SHALL BE BINDING ON OR OBLIGATE ACTIVISION.

When returning the Program for warranty replacement please send the original product disks only in protective packaging and include: (1) a photocopy of your dated sales receipt, (2) your name and return address typed or clearly printed; (3) a brief note describing the defect, the problem(s) you have encountered and the system on which you are running the Program; (4) if you are returning the Program after the 90-day warranty period, but within one year after the date of purchase, please include check or money order for \$20 U.S. currency per disc replacement. Note: Certified mail recommended.

In the U.S. send to: Warranty Replacements, Activision, Inc., P.O. Box 67713, Los Angeles, California 90067

LIMITATION ON DAMAGES. IN NO EVENT WILL ACTIVISION BE LIABLE FOR SPECIAL, INCIDENTAL OR CONSEQUENTIAL DAMAGES RESULTING FROM POSSESSION, USE OR MALFUNCTION OF THE PROGRAM, INCLUDING DAMAGES TO PROPERTY, LOSS OF GOODWILL, COMPUTER FAILURE OR MALFUNCTION AND, TO THE EXTENT PERMITTED BY LAW, DAMAGES FOR PERSONAL INJURIES, EVEN IF ACTIVISION HAS BEEN ADVISED OF THE POSSIBILITY OF SUCH DAMAGES. ACTIVISION'S LIABILITY SHALL NOT EXCEED THE ACTUAL PRICE PAID FOR THE LICENSE TO USE THIS PROGRAM. SOME STATES/COUNTRIES DO NOT ALLOW LIMITATIONS ON HOW LONG AN IMPLIED WARRANTY LASTS AND/OR THE EXCLUSION OR LIMITATION OF INCIDENTAL OR CONSEQUENTIAL DAMAGES, SO THE ABOVE LIMITATIONS AND/OR EXCLUSION OR LIMITATION OF LIABILITY MAY NOT APPLY TO YOU. THIS WARRANTY GIVES YOU SPECIFIC LEGAL RIGHTS, AND YOU MAY HAVE OTHER RIGHTS WHICH VARY FROM JURISDICTION TO JURISDICTION.

TERMINATION. Without prejudice to any other rights of Activision, this Agreement will terminate automatically if you fail to comply with its terms and conditions. In such event, you must destroy all copies of this Program and all of its component parts.

U.S. GOVERNMENT RESTRICTED RIGHTS. The Program and documentation have been developed entirely at private expense and are provided as "Commercial Computer Software" or "restricted computer software." Use, duplication or disclosure by the U.S. Government or a U.S. Government subcontractor is subject to the restrictions set forth in subparagraph (c)(1)(ii) of the Rights in Technical Data and Computer Software clauses in DFARS 252.227-7013 or as set forth in subparagraph (c)(1) and (2) of the Commercial Computer Software Restricted Rights clauses at FAR 52.227-19, as applicable. The Contractor/Manufacturer is Activision, Inc., 3100 Ocean Park Boulevard, Santa Monica, California 90405.

INJUNCTION. Because Activision would be irreparably damaged if the terms of this Agreement were not specifically enforced, you agree that Activision shall be entitled, without bond, other security or proof of damages, to appropriate equitable remedies with respect to breaches of this Agreement, in addition to such other remedies as Activision may otherwise have under applicable laws.

INDEMNITY. You agree to indemnify, defend and hold Activision, its partners, affiliates, contractors, officers, directors, employees and agents harmless from all damages, losses and expenses arising directly or indirectly from your acts and omissions to act in using the Product pursuant to the terms of this Agreement.

MISCELLANEOUS. This Agreement represents the complete agreement concerning this license between the parties and supersedes all prior agreements and representations between them. It may be amended only by a writing executed by both parties. If any provision of this Agreement is held to be unenforceable for any reason, such provision shall be reformed only to the extent necessary to make it enforceable and the remaining provisions of this Agreement shall not be affected. This Agreement shall be construed under California law as such law is applied to agreements between California residents entered into and to be performed within California, except as governed by federal law and you consent to the exclusive jurisdiction of the state and federal courts in Los Angeles, California.

If you have any questions concerning this license, you may contact Activision at 7800 Equitable Dr., Eden Prairie, MN 55344, USA, (952)-918-9400. Attn: Business and Legal Affairs.

Also Available on DVD!



ACTIVISION

activision.com

IVOLGAMUS

Barbie.com

EVERYONE

E

ESRB CONTENT RATING

Visit www.esrb.org
for more rating
information.

www.esrb.org

Activision, Inc., P.O. Box 67713, Los Angeles, CA 90067

75403.226.US

BARBIE and associated trademarks and trade dress are owned by, and used under license from, Mattel, Inc. © 2007 Mattel, Inc. All Rights Reserved. Published and distributed by Activision Publishing, Inc. and its affiliates. Activision is a registered trademark of Activision, Inc. All Rights Reserved. Developed by Ivolgamus. The ratings icon is a trademark of the Entertainment Software Association. All other trademarks and trade names are the property of their respective owners.